

CARTECK SIDE HINGED.

A classic, contemporary garage door for your home.

U value
2.20
W/m²K

New
3-Point
Locking &
Handle
Option



Teckentrup is a family business with operations throughout the world. In the UK we make our garage doors in Warrington, Cheshire. CarTeck is available through a national network of independent Garage Door Specialist installers.

Teckentrup offers more than garage doors: We provide solutions and have set three quality standards for our garage doors:

Design.
Security.
Service.

CONTENTS:

INSULATED
SIDE HINGED

INSULATED
PERSONNEL



**Personnel doors to match
sectional and side hinged
garage doors!**



Contemporary but classic! Insulated side hinged garage doors and side doors are made from the same superb panels as CarTeck sectional garage doors. Every detail is perfectly considered for superior quality and a robust yet elegant garage door.

QUITE SIMPLY, THE VERY BEST

TECKENTRUP
DOOR SOLUTIONS

CARTECK SIDE HINGED INSULATED GARAGE DOORS & PERSONNEL DOORS



CarTeck Centre Ribbed Woodgrain -
Anthracite Grey with asymmetric door design
and 1500mm Stainless Steel 'D' Handles



OPTIONAL 3-POINT LOCKING & HANDLE

For increased security, the optional 3-point lock with its central mortice lock and two hook locks comes complete with the new CarTeck lever handle, finished in Satin Nickel as standard. **See page 13.**



Good to know!

THRESHOLD OPTIONS

With a choice of five threshold options, finding the right solution is easy. Talk to your garage door specialist about the best option for you. **See page 14.**



Good to know!

TOPLIGHT DOOR DESIGNS

Introducing the Toplight door design for elegant and traditional styling. **See pages 26 & 27.**



Good to know!

TYPE A WINDOWS

Type A windows add natural light and style. **See page 28.**



Good to know!

EXTRAS

From finger pulls to letter boxes, there are a selection of helpful and stylish extras we can fit to your side hinged garage door. **See page 15.**



Good to know!

GARAGE DOORS TO COMPLEMENT FRONT DOORS



Image courtesy of Chamberlain Doors

CarTeck Solid Vertical Smooth - Anthracite Grey with 1200mm Stainless Steel 'D' Handles

TECKENTRUP
DOOR SOLUTIONS



WHERE TO BEGIN?!

1 SUPERIOR QUALITY



Page 8

2 EVERY DETAIL, PERFECT



Page 10

4 DOOR OPTIONS & EXTRAS



Page 12

5 THE STYLES - GARAGE & SIDE DOORS



Page 16

See pages 32
- 35 for colour
swatches.

6 STYLE OPTIONS - WINDOWS & BLIND



Page 28

GOOD REASONS FOR CARTECK INSULATED SIDE HINGED DOORS & PERSONNEL DOORS



Simply the best

Insulated CarTeck side hinged garage doors and side doors are quite simply the very best. The solid panels, engineered hollow section aluminium frames and high grade fittings result in a door that closes with a reassuringly deep "clunk".

Security is excellent and the range of styles, finishes and windows allows personalisation to suit your tastes. 1/2 and 1/2 opening and asymmetric configurations further increase the doors' versatility.



The warranty periods only apply to products that have been correctly installed as per the instructions, maintained by a Garage Door Specialist and operated and cleaned in accordance with the requirements set out in the operating and maintenance sections of instructions and labels.

CARTECK SIDE HINGED WARRANTY

2-year manufacturer's guarantee

- on window units, hinges, locks, handles and stays (opening/closing max. 5 times a day)

10-year manufacturer's guarantee

- on panels against rust penetration from inside to outside
- against door panel separation of steel from foam
- on material and manufacturing flaws of all non-moving parts of the frame that are verifiably unusable or whose usability is substantially compromised
- on floor seal, intermediate seals and frame seals against rotting

The guarantee does not apply to doors that are subjected to extreme conditions, e.g. corrosive influences resulting from use in a coastal climate with high salt content.

For information on what performance you can expect from your garage door, visit the Honesty Page on the Teckentrup website - www.teckentrup.co.uk/garage-doors/the-honest-page



HONESTY PAGE
- SCAN ME!

CARTECK PAINT FINISH WARRANTY

5-year manufacturer's guarantee excluding coastal areas

- on peeling and blistering (normal colour fade excluded)

3-year manufacturer's guarantee for coastal locations on doors with the coastal paint upgrade

- on peeling and blistering (normal colour fade excluded) on the external face of the panels (not covering bleed from hardware)

Terms & conditions apply - see:
www.teckentrup.co.uk



CarTeck Side Hinged Traditional Standard Ribbed Vertical - Pigeon Blue with optional 3-Point Hook Locking & CarTeck Lever Handle in Black

TECKENTRUP
DOOR SOLUTIONS

SUPERIOR QUALITY

**Side doors to
match sectional
and side hinged
garage doors!**



**CarTeck Solid Smooth - Anthracite Grey
with Zeta Round Aluminium Window**

**CarTeck Centre Ribbed Smooth - Jet Black
with the standard lipped threshold**

WHAT PERFORMANCE CAN I EXPECT?

As part of the CE/UKCA marking process, each product must have its performance provided for a defined set of characteristics to allow fair comparison between products from different manufacturers. Other characteristics can also be included, if relevant to a door's performance. The following table shows the performance characteristics of CarTeck side hinged garage doors.

For more information on what performance you can expect from your garage door, visit the Honesty Page on the Teckentrup website -

www.teckentrup.co.uk/garage-doors/the-honest-page



**HONESTY PAGE
- SCAN ME!**

PERFORMANCE CHARACTERISTIC

RATING

Resistance to Windload EN 12424	Class 2
Watertightness EN 12425	NPD
Air Permeability EN 12426	NPD
Thermal Transmittance EN 13241	2.20 W/m²K

NPD signifies the product has not been measured for this characteristic (NPD - No Performance Determined).

INSULATION 'U VALUE'


What's in a number? Our 40mm thick panels have an insulating value that has been independently tested to 0.56 W/m²K. The lower the value the better the insulating properties.

It's not a figure we tend to quote because we know a door is more than just a panel. We quote the insulation value for a complete door (over frame size 10'4" wide x 7'6" high) including the panel joints and weather strips. CarTeck side hinged doors have an insulation 'U value' of 2.20 W/m²K - you won't find better performance on any comparable garage door.



MITRED FRAMES

The mitred door leaf frame and door frame are finished in a matching smooth finish for white, Trend (including Anthracite Textured) and RAL coloured doors.



For these Trend colours, a complimentary flat colour is used: Ice Crystal Grey Aluminium (RAL9007), TT9016 Bling White (RAL 9016), Golden Oak (RAL8003), Rosewood (RAL8016) and Night Oak (RAL8014), Winchester (RAL8001) wood design finishes.

(The door frame colour shade and surface lustre will show a variance from the panel finish as the base material and coating methods are different.)

CLEANING ON INSTALLATION

After the installation has been completed, clean and dry the door thoroughly inside and out with warm soapy water to remove any grease, dust and metal fragments from the door (these will discolour the door finish if left on the door).

CLEANING

The door should be washed with a car shampoo or similar, every two months, to prevent the build up of dirt, salt, grit and other corrosive substances. If the door is in an area prone to coastal corrosion from airborne salts, the door should be cleaned monthly. Furthermore, cleaning operating gear with a cloth soaked in a light oil will help to protect your door from corrosion – it must be accepted that salt air is very aggressive and extra care is required.

No caustic, abrasive or corrosive chemicals and substances, flood water, water runoff, or runoff from lead, copper or galvanic metal flashing should be allowed to come into contact with the door. Contaminants can lead to oxidation spots on the external face of the door. Windows that have a mock lead effect may show a white residue due to oxidation over time, this should be removed should it contact painted surfaces.

Ash, cement, dust, animal waste, or foreign substances should be removed immediately. Failure to ensure the door is cleaned and maintained as described will invalidate the doors' warranty.

MAINTENANCE

Doors must be maintained as per the supplied Installation, Operating and Maintenance Manual by a Garage Door Specialist. Failure to carry out the required maintenance at the advised interval will invalidate the warranty.

SO SIMPLE, SO EFFECTIVE

EVERY DETAIL, PERFECT

SOLID 40MM THICK PANELS

Doors are built with 40mm thick interlocking insulated panels and an aluminium hollow section frame that provides excellent strength, rigidity and resistance to corrosion.



DOUBLE WEATHER STRIPS & MITRED CORNERS

In addition to the circumferential weather strip around the door leaf, the door frame has a three-sided weather strip for excellent draught reduction. Profiles are mitre jointed for a neat finish.



HIGH QUALITY CONCEALED HINGES

All insulated side hinged doors have concealed hinges for a super sleek overall look. No hinges to the outside of the door removes an obvious point of attack and also makes it difficult to lever open the door should an attempt be made.

Concealed hinges offer an improved drive through width of up to 80mm between the frame compared to surface mounted hinges.

Each door leaf has two or three (dependent on size) heavy-duty concealed hinges that are easily adjusted to help align the door leaves perfectly.



DOOR STAYS

These top grade, spring dampened stays hold the door securely in the open position. A simple de-latch motion releases the held door leaf. Any leaf below 780mm wide (including asymmetric side hinged doors) will not have a stay.



Note - not designed for high wind applications.



BS EN 13241

Our doors are independently tested and certified to all current safety legislation and carry a CE/UKCA mark.



SECURITY LOCK CYLINDER

Certified to BS EN1303 Cylinder Security Grade 2, our lock cylinder provides enhanced security and is anti-drill and anti-pick. The cylinder also features a break off system which is designed to prevent the cylinder from being broken by including a 'sacrificial' section that breaks off if an attempt to break the cylinder is made, whilst leaving sufficient cylinder remaining to still operate the lock with a key.



Every door comes with three keys as standard. Additional keys can be cut at a high street locksmiths.

FLUSH BOLT SECURITY

The inactive leaf is secured with flush bolts to the top and bottom of the leaf. Each bolt has an adjustable flush bolt plate for greater versatility on the position of the leading edge on the inactive leaf as seals compress over time.



NEAT INSIDE TOO

The inside of the door is very presentable. There are no unsightly bracings just a wipe clean surface finished in a practical grey white stucco texture (RAL 9002).

Horizontal doors are as shown in the full door image on the far right.

Vertical doors have small jointing plates at the panel interfaces, shown on a single leaf, first image to the right.



CLASSIC, CONTEMPORARY

TECKENTRUP
DOOR SOLUTIONS

LOCKING & HANDLE

OPTIONS




STANDARD STAINLESS STEEL HANDLES & SECURITY LOCKING

High grade stainless steel handles and lock covers are tough and attractive, whilst the latch and dead bolt combination provides dependable security. A convenient thumb turn operates the lock from the inside.

The inactive leaf incorporates a stainless steel strike plate with an adjustable latch plate for precise latching and a steel lock keep box for added attack resistance.

Note - Doors installed in coastal/high salinity environments must be fitted with a 316 Stainless Steel lever handle upgrade or the 3-point locking with CarTeck lever handle option (facing page). Doors with standard stainless steel or black handles may experience corrosion of the handle and discolouration of the surrounding door finish. This will be excluded from warranty claims. The Coastal paint upgrade option is also recommended.

Standard Locking - Standard stainless steel handles and the options black powder coat handle come with a single point security lock and cylinder as standard.



Black powder coated handle available as an option.

Optional 3-Point Locking - The active leaf is available with three point locking as an option for enhanced security. The additional locks provide extra strength to combat attempts to force them apart.

Triple point locking is achieved by two pins at the top and bottom of the door that extend into the inactive leaf and the latch and dead bolt at the handle point.



DURABLE, ATTRACTIVE

OPTIONAL 3-POINT HOOK LOCKING & CARTECK LEVER HANDLE


Do you use your garage for storage and want an additional layer of security? Or, does your garage have a doorway that provides access to your home? For added peace-of-mind, 3-point locking is the ideal choice when security is a concern.

3-point locking is achieved by two hook locks at the top and bottom of the active door leaf and a central mortice lock. Hook locks provide an extra layer of security, preventing the door leaves from being prised apart by potential intruders. Paired with our anti-drill, anti-pick lock cylinder, which is standard on all doors and certified to BS EN1303 Cylinder Security Grade 2, security is tough and dependable.

Operation is simple with the systems' hook locks engaged by lifting up the handle, just as you would on a typical patio door handle and lock.

Doors are completed with the new CarTeck lever handle, finished in Satin Nickel as standard (alternative handle finishes available at additional cost). The CarTeck lever handle is durable and attractive with thumb turn operation to the inside of the door for convenience. The handle is suited to high salinity and coastal environments.

Optional extra handle finishes (Satin Nickel as standard):



Finished in Satin Nickel as standard.



STAINLESS STEEL D-HANDLE OPTIONS

The addition of stainless steel 'D' handles to your side hinged garage door are an elegant and contemporary alternative to the standard lever handle. Available in two sizes (1500mm & 1200mm), D-handles can be added to the active leaf only or to both door leaves.

Standard Locking - Doors with D-handles come with a single point security lock and cylinder as standard.

Optional 3-Point Locking - The active leaf is available with three point locking as an option for enhanced security. The additional locks provide extra strength to combat attempts to force them apart.

Triple point locking is achieved by two pins at the top and bottom of the door that extend into the inactive leaf and the latch and dead bolt at the handle point.



1500mm

1200mm



TECKENTRUP
DOOR SOLUTIONS

THRESHOLD OPTIONS



**STANDARD RAMPED
3-PART THRESHOLD**

A stepped 3-part aluminium threshold, 179mm wide, with a bulb weather strip is supplied as standard. The door leaves close against the raised weather strip creating an improved barrier to dust and debris. The threshold includes a thermal break, helping to reduce heat transfer.



**OPTIONAL 1-PART
RAMPED THRESHOLD**

At 134mm wide, the 1-part threshold is stepped and includes a seal for the door leaf to close against and a thermal break.



**OPTIONAL ALUMINIUM
STRIP THRESHOLD**

The aluminium profile, available as an option, provides a simple low profile threshold (without a weather strip).



**OPTIONAL FOUR-SIDED FRAME
55MM THRESHOLD**

The 55mm four sided frame used the same profile as the frame legs and frame head to create an all-round frame. Cannot be used if vehicular access is required.



**OPTIONAL FOUR-SIDED FRAME
40MM FULL OVERLAP THRESHOLD**

The 40mm four sided frame used the same profile as the frame legs and frame head to create an all-round frame and includes a lipped profile to the front of the door leaf for additional weather protection. Cannot be used if vehicular access is required.

OTHER OPTIONS

OPEN-IN & OPEN OUT OPTIONS

All side hinged garage doors are typically open-out. Open-in is available as an option.

Note - open-in increases the likelihood of water ingress. We recommend the drip guard option is selected with open-in doors. Talk to your garage door specialist about the best option for you.


OPTIONAL EXTRAS

Here are optional additions and finishing touches to make your door easier to use.

ANYTHING ELSE?

If you can think of anything else you would like to incorporate onto your door, just ask and we'll see if we can make it happen!

LETTER BOXES



Letter boxes are available finished in Satin Nickel as standard with an option for Gold, Rose Gold, Chrome, Black, White or Anthracite.

CODE LOCKS

Code locks provide secure access without the need to carry a key.



PET FLAPS

Pet Flaps, usually fitted to the bottom panel of a door!

SPY HOLES



FINGER PULLS



CUSTOM HARDWARE

Want to use your own hardware, perhaps to match a front door? Talk to us and we'll make it happen!



ADD SOME BLING!

To further customise your door, add windows and decal from our 'Bling' range! See pages 32 - 35.

MAKE IT YOURS



CarTeck Insulated Side Hinged Georgian

CarTeck Georgian Horizontal - Woodgrain Anthracite Grey with Cross Mullion Windows

CarTeck Side Hinged Georgian Woodgrain Vertical - Anthracite Grey with Rhombus Mullion Windows



CarTeck Side Hinged Georgian Horizontal

1/2 and 1/2 split ☐



1/2 and 1/2 split width up to 2350mm

Asymmetric split ☐



Asymmetric split width up to 2350mm



Asymmetric split width above 2350mm

Side Door ☐



Side Door

CarTeck Side Hinged Georgian Vertical

1/2 and 1/2 split ☐



1/2 and 1/2 split Height below 2200mm*



1/2 and 1/2 split Height above 2200mm*

A note about colour

Where doors are exposed to direct sunlight, dark colours should be avoided.

RAL/BS references for colours are provided as a guide only to the nearest similar RAL/BS colour. Colours will not match to other RAL/BS finishes due to different coating processes, gloss levels, substrates and textures. Similarly, special RAL, BS, wood effects or other colours will not be a precise match.

Colours shown are limited in accuracy by the printing process - samples should always be requested.

Golden Oak & Winchester are laminate finishes. Night Oak & Rosewood have a painted finish.

The mitred door leaf frame and door frame are finished in a matching smooth finish for white, Trend (including Anthracite Textured) and RAL coloured doors. For these Trend colours, a complimentary flat colour is used: Ice Crystal Grey Aluminium (RAL9007), TT9016 Bling White (RAL 9016), Golden Oak (RAL8003), Rosewood (RAL8016) and Night Oak (RAL8014), Winchester (RAL8001) wood design finishes.

If you are matching to other finishes, particularly wood effects such as Rosewood, Golden Oak, Night Oak or Winchester, always request a sample.

Surface Textures



Woodgrain



Trend colours



☐ Doors can also be coloured to any RAL shade

<input type="checkbox"/> White RAL 9016	<input type="checkbox"/> TT9016 Bling White with micaceous iron ore particles glitter effect	<input type="checkbox"/> Ice Crystal Grey Aluminium	<input type="checkbox"/> White Aluminium RAL 9006
<input type="checkbox"/> Grey Aluminium RAL 9007	<input type="checkbox"/> Light Grey RAL 7035	<input type="checkbox"/> Window Grey RAL 7040	<input type="checkbox"/> Quartz Grey RAL 7039
<input type="checkbox"/> Umbra Grey RAL 7022	<input type="checkbox"/> Slate Grey RAL 7015	<input type="checkbox"/> Anthracite Grey RAL 7016	<input type="checkbox"/> Anthracite Textured RAL 7016
<input type="checkbox"/> TT 703 A special satin metallic effect (grey with micaceous iron ore particles)	<input type="checkbox"/> Jet Black RAL 9005	<input type="checkbox"/> Steel Blue RAL 5011	<input type="checkbox"/> Moss Green RAL 6005
<input type="checkbox"/> Fir Green RAL 6009	<input type="checkbox"/> Flame Red RAL 3000	<input type="checkbox"/> Sepia Brown RAL 8014	<input type="checkbox"/> Cream RAL 9001

TREND+ colours

<input type="checkbox"/> Agate Grey RAL 7038	<input type="checkbox"/> Silver Grey RAL 7001	<input type="checkbox"/> Pebble Grey RAL 7032	<input type="checkbox"/> Stone Grey RAL 7030
<input type="checkbox"/> Mouse Grey RAL 7005	<input type="checkbox"/> Basalt Grey RAL 7012	<input type="checkbox"/> Graphite Grey RAL 7024	<input type="checkbox"/> Granite Grey RAL 7026
<input type="checkbox"/> Graphite Black RAL 9011	<input type="checkbox"/> Signal Black RAL 9004	<input type="checkbox"/> Gentian Blue RAL 5010	<input type="checkbox"/> Pigeon Blue RAL 5014
<input type="checkbox"/> Chartwell Green BS 14 C 35	<input type="checkbox"/> Sage Green RAL 130 60 10	<input type="checkbox"/> Burgundy RAL 3004	<input type="checkbox"/> Ruby Red RAL 3003
<input type="checkbox"/> Terra Brown RAL 8028	<input type="checkbox"/> Nut Brown RAL 8011	<input type="checkbox"/> Light Ivory RAL 1015	<input type="checkbox"/> Pure White RAL 9010

Wood effects

<input type="checkbox"/> Golden Oak	<input type="checkbox"/> Rosewood	<input type="checkbox"/> Night Oak	<input type="checkbox"/> Winchester
-------------------------------------	-----------------------------------	------------------------------------	-------------------------------------



CarTeck Georgian Horizontal - Woodgrain Moss Green



CarTeck Georgian Vertical - Woodgrain White with Cross Mullion windows

Windows

Vertical



Rectangle 1



Cross Mullion



Rhombus Mullion

Horizontal



Rectangle 1



Cross Mullion



Rhombus Mullion

The images above show popular window combinations. If you'd like alternative window configuration, just ask! **For full details on windows, see pages 28 - 29.**

Handle Options

All doors come with a Stainless Steel lever handle as standard.

☐ Black Powder Coated Lever Handle



☐ 3-Point Hook Locking & CarTeck Lever Handle
Full details and finishes on page 13.



CarTeck Georgian Horizontal - Woodgrain Golden Oak



Featuring
3-Point Hook
Locking &
CarTeck Lever
Handle
Pg.13

CarTeck Insulated Side Hinged Solid

CarTeck Solid Horizontal - Smooth Anthracite Grey

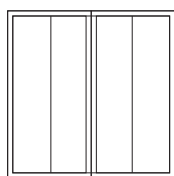
CarTeck Side Hinged Solid Smooth Vertical - White with Teckentrup Bling Kappa Window



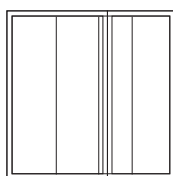
Image courtesy of Nortech Garage Doors




CarTeck Side Hinged Solid Vertical



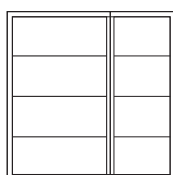
1/2 and 1/2 split



Asymmetric



1/2 and 1/2 split



Asymmetric

CarTeck Side Hinged Solid Horizontal



Featuring 3-Point Hook Locking & CarTeck Lever Handle Pg.13

CarTeck Side Hinged Solid Side Door



A note about colour

Where doors are exposed to direct sunlight, dark colours should be avoided.

RAL/BS references for colours are provided as a guide only to the nearest similar RAL/BS colour. Colours will not match to other RAL/BS finishes due to different coating processes, gloss levels, substrates and textures. Similarly, special RAL, BS, wood effects or other colours will not be a precise match.

Colours shown are limited in accuracy by the printing process - samples should always be requested.

Golden Oak & Winchester are laminate finishes. Night Oak & Rosewood have a painted finish.

The mitred door leaf frame and door frame are finished in a matching smooth finish for white, Trend (including Anthracite Textured) and RAL coloured doors. For these Trend colours, a complimentary flat colour is used: Ice Crystal Grey Aluminium (RAL9007), TT9016 Bling White (RAL 9016), Golden Oak (RAL8003), Rosewood (RAL8016) and Night Oak (RAL8014), Winchester (RAL8001) wood design finishes.

If you are matching to other finishes, particularly wood effects such as Rosewood, Golden Oak, Night Oak or Winchester, always request a sample.

On asymmetrically split doors the maximum leaf width for the large leaf is 1524mm

Surface Textures



Smooth



Woodgrain



Stucco



Micro-profiled



Trend colours



☐ Doors can also be coloured to any RAL shade

<input type="checkbox"/> White RAL 9016	<input type="checkbox"/> TT9016 Bling White with micaceous iron ore particles glitter effect	<input type="checkbox"/> Ice Crystal Grey Aluminium	<input type="checkbox"/> White Aluminium RAL 9006
<input type="checkbox"/> Grey Aluminium RAL 9007	<input type="checkbox"/> Light Grey RAL 7035	<input type="checkbox"/> Window Grey RAL 7040	<input type="checkbox"/> Quartz Grey RAL 7039
<input type="checkbox"/> Umbra Grey RAL 7022	<input type="checkbox"/> Slate Grey RAL 7015	<input type="checkbox"/> Anthracite Grey RAL 7016	<input type="checkbox"/> Anthracite Textured RAL 7016
<input type="checkbox"/> TT 703 A special satin metallic effect (grey with micaceous iron ore particles)	<input type="checkbox"/> Jet Black RAL 9005	<input type="checkbox"/> Steel Blue RAL 5011	<input type="checkbox"/> Moss Green RAL 6005
<input type="checkbox"/> Fir Green RAL 6009	<input type="checkbox"/> Flame Red RAL 3000	<input type="checkbox"/> Sepia Brown RAL 8014	<input type="checkbox"/> Cream RAL 9001

TREND+ colours

<input type="checkbox"/> Agate Grey RAL 7038	<input type="checkbox"/> Silver Grey RAL 7001	<input type="checkbox"/> Pebble Grey RAL 7032	<input type="checkbox"/> Stone Grey RAL 7030
<input type="checkbox"/> Mouse Grey RAL 7005	<input type="checkbox"/> Basalt Grey RAL 7012	<input type="checkbox"/> Graphite Grey RAL 7024	<input type="checkbox"/> Granite Grey RAL 7026
<input type="checkbox"/> Graphite Black RAL 9011	<input type="checkbox"/> Signal Black RAL 9004	<input type="checkbox"/> Gentian Blue RAL 5010	<input type="checkbox"/> Pigeon Blue RAL 5014
<input type="checkbox"/> Chartwell Green BS 14 C 35	<input type="checkbox"/> Sage Green RAL 130 60 10	<input type="checkbox"/> Burgundy RAL 3004	<input type="checkbox"/> Ruby Red RAL 3003
<input type="checkbox"/> Terra Brown RAL 8028	<input type="checkbox"/> Nut Brown RAL 8011	<input type="checkbox"/> Light Ivory RAL 1015	<input type="checkbox"/> Pure White RAL 9010

Wood effects

<input type="checkbox"/> Golden Oak	<input type="checkbox"/> Rosewood	<input type="checkbox"/> Night Oak	<input type="checkbox"/> Winchester
-------------------------------------	-----------------------------------	------------------------------------	-------------------------------------

Handle Options

All doors come with a Stainless Steel lever handle as standard.

- ☐ Black Powder Coated Lever Handle



- ☐ 3-Point Hook Locking & CarTeck Lever Handle



Stainless Steel 'D' Handles



☐ 1500mm ☐ 1200mm


Full details and finishes on page 13.

Polyurethane Windows

Horizontal



Square Type 1



Square Type 2




Rhombus Mullion



Rectangle 1



Rectangle 2



Rectangle 3



Cross Mullion



Type A



Vertical



Rectangle 1



Cross Mullion



Rhombus Mullion



The images above show popular window combinations. If you'd like alternative window configuration, just ask! **For full details on windows, see pages 28 - 29.**

Aluminium Windows




Zeta ø280



Alpha



The images above show popular aluminium windows from our Bling collection of extra special windows and decals. **See the full Bling range on pages 30 - 31.**



CarTeck Insulated Side Hinged Centre Ribbed

CarTeck Centre Ribbed Vertical - Smooth Anthracite Grey with 1200mm Stainless Steel 'D' Handles

CarTeck Side Hinged Centre Ribbed Smooth Vertical - Light Grey with 1200mm Stainless Steel 'D' Handles



Image courtesy of Nuneaton Garage Doors



CarTeck Side Hinged Centre Ribbed Vertical

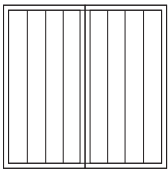


Featuring 3-Point Hook Locking & CarTeck Lever Handle Pg.13

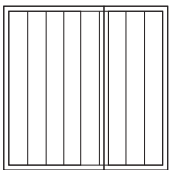
CarTeck Side Hinged Centre Ribbed Horizontal




CarTeck Side Hinged Centre Ribbed Side Door




1/2 and 1/2 split



Asymmetric



1/2 and 1/2 split



Asymmetric

A note about colour

Where doors are exposed to direct sunlight, dark colours should be avoided.

RAL/BS references for colours are provided as a guide only to the nearest similar RAL/BS colour. Colours will not match to other RAL/BS finishes due to different coating processes, gloss levels, substrates and textures. Similarly, special RAL, BS, wood effects or other colours will not be a precise match.

Colours shown are limited in accuracy by the printing process - samples should always be requested.

Golden Oak & Winchester are laminate finishes. Night Oak & Rosewood have a painted finish.

The mitred door leaf frame and door frame are finished in a matching smooth finish for white, Trend (including Anthracite Textured) and RAL coloured doors. For these Trend colours, a complimentary flat colour is used: Ice Crystal Grey Aluminium (RAL9007), TT9016 Bling White (RAL 9016), Golden Oak (RAL8003), Rosewood (RAL8016) and Night Oak (RAL8014), Winchester (RAL8001) wood design finishes.

If you are matching to other finishes, particularly wood effects such as Rosewood, Golden Oak, Night Oak or Winchester, always request a sample.

On asymmetrically split doors the maximum leaf width for the large leaf is 1524mm

Surface Textures



Smooth



Woodgrain



Stucco



Micro-profiled



Trend colours



☐ Doors can also be coloured to any RAL shade



White
RAL 9016



TT9016 Bling White
with micaceous iron ore
particles glitter effect



Ice Crystal Grey
Aluminium



White Aluminium
RAL 9006



Grey Aluminium
RAL 9007



Light Grey
RAL 7035



Window Grey
RAL 7040



Quartz Grey
RAL 7039



Umbra Grey
RAL 7022



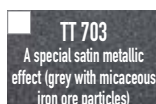
Slate Grey
RAL 7015



Anthracite Grey
RAL 7016



Anthracite Textured
RAL 7016



TT 703
A special satin metallic
effect (grey with micaceous
iron ore particles)



Jet Black
RAL 9005



Steel Blue
RAL 5011



Moss Green
RAL 6005



Fir Green
RAL 6009



Flame Red
RAL 3000



Sepia Brown
RAL 8014



Cream
RAL 9001

TREND+ colours



Agate Grey
RAL 7038



Silver Grey
RAL 7001



Pebble Grey
RAL 7032



Stone Grey
RAL 7030



Mouse Grey
RAL 7005



Basalt Grey
RAL 7012



Graphite Grey
RAL 7024



Granite Grey
RAL 7026



Graphite Black
RAL 9011



Signal Black
RAL 9004



Gentian Blue
RAL 5010



Pigeon Blue
RAL 5014



Chartwell Green
BS 14 C 35



Sage Green
RAL 130 60 10



Burgundy
RAL 3004



Ruby Red
RAL 3003



Terra Brown
RAL 8028



Nut Brown
RAL 8011



Light Ivory
RAL 1015



Pure White
RAL 9010

Wood effects



Golden Oak



Rosewood



Night Oak



Winchester

Handle Options

All doors come with a Stainless Steel lever handle as standard.

- ☐ Black Powder Coated Lever Handle



- ☐ 3-Point Hook Locking & CarTeck Lever Handle



Stainless Steel 'D' Handles




☐ 1500mm ☐ 1200mm


Full details and finishes on page 13.

Polyurethane Windows

Horizontal




Square Type 1 ☐



Square Type 2 ☐




Rhombus Mullion ☐



Rectangle 1 ☐




Rectangle 2 ☐



Rectangle 3 ☐



Cross Mullion ☐



Type A ☐

Vertical



Rectangle 1 ☐



Cross Mullion ☐



Rhombus Mullion ☐

The images above show popular window combinations. If you'd like alternative window configuration, just ask! For full details on windows, see pages 28 - 29.

Aluminium Windows




Zeta ø280 ☐



Alpha ☐

The images above show popular aluminium windows from our Bling collection of extra special windows and decals. See the full Bling range on pages 30 - 31.



CarTeck Insulated Side Hinged Standard Ribbed

CarTeck Side Hinged Standard Ribbed
Smooth Vertical - Pigeon Blue

CarTeck Standard Ribbed Vertical - Woodgrain
with Rectangle 1 Windows in Anthracite Grey



Image courtesy of The Garage Door Centre

CarTeck Side Hinged
Standard Ribbed Vertical




CarTeck Side Hinged
Standard Ribbed Horizontal




CarTeck Side Hinged
Standard Ribbed Side Door




Featuring
3-Point Hook
Locking &
CarTeck Lever
Handle
Pg.13




1/2 and 1/2 split



Asymmetric



1/2 and 1/2 split



Asymmetric

A note about colour

Where doors are exposed to direct sunlight, dark colours should be avoided.

RAL/BS references for colours are provided as a guide only to the nearest similar RAL/BS colour. Colours will not match to other RAL/BS finishes due to different coating processes, gloss levels, substrates and textures. Similarly, special RAL, BS, wood effects or other colours will not be a precise match.

Colours shown are limited in accuracy by the printing process - samples should always be requested.

Golden Oak & Winchester are laminate finishes. Night Oak & Rosewood have a painted finish.

The mitred door leaf frame and door frame are finished in a matching smooth finish for white, Trend (including Anthracite Textured) and RAL coloured doors. For these Trend colours, a complimentary flat colour is used: Ice Crystal Grey Aluminium (RAL9007), TT9016 Bling White (RAL 9016), Golden Oak (RAL8003), Rosewood (RAL8016) and Night Oak (RAL8014), Winchester (RAL8001) wood design finishes.

If you are matching to other finishes, particularly wood effects such as Rosewood, Golden Oak, Night Oak or Winchester, always request a sample.

On asymmetrically split doors the maximum leaf width for the large leaf is 1524mm

Surface Textures



Smooth



Woodgrain



Stucco



Micro-profiled



Trend colours



☐ Doors can also be coloured to any RAL shade

<input type="checkbox"/> White RAL 9016	<input type="checkbox"/> TT9016 Bling White with micaceous iron ore particles glitter effect	<input type="checkbox"/> Ice Crystal Grey Aluminium	<input type="checkbox"/> White Aluminium RAL 9006
<input type="checkbox"/> Grey Aluminium RAL 9007	<input type="checkbox"/> Light Grey RAL 7035	<input type="checkbox"/> Window Grey RAL 7040	<input type="checkbox"/> Quartz Grey RAL 7039
<input type="checkbox"/> Umbra Grey RAL 7022	<input type="checkbox"/> Slate Grey RAL 7015	<input type="checkbox"/> Anthracite Grey RAL 7016	<input type="checkbox"/> Anthracite Textured RAL 7016
<input type="checkbox"/> TT 703 A special satin metallic effect (grey with micaceous iron ore particles)	<input type="checkbox"/> Jet Black RAL 9005	<input type="checkbox"/> Steel Blue RAL 5011	<input type="checkbox"/> Moss Green RAL 6005
<input type="checkbox"/> Fir Green RAL 6009	<input type="checkbox"/> Flame Red RAL 3000	<input type="checkbox"/> Sepia Brown RAL 8014	<input type="checkbox"/> Cream RAL 9001

TREND+ colours

<input type="checkbox"/> Agate Grey RAL 7038	<input type="checkbox"/> Silver Grey RAL 7001	<input type="checkbox"/> Pebble Grey RAL 7032	<input type="checkbox"/> Stone Grey RAL 7030
<input type="checkbox"/> Mouse Grey RAL 7005	<input type="checkbox"/> Basalt Grey RAL 7012	<input type="checkbox"/> Graphite Grey RAL 7024	<input type="checkbox"/> Granite Grey RAL 7026
<input type="checkbox"/> Graphite Black RAL 9011	<input type="checkbox"/> Signal Black RAL 9004	<input type="checkbox"/> Gentian Blue RAL 5010	<input type="checkbox"/> Pigeon Blue RAL 5014
<input type="checkbox"/> Chartwell Green BS 14 C 35	<input type="checkbox"/> Sage Green RAL 130 60 10	<input type="checkbox"/> Burgundy RAL 3004	<input type="checkbox"/> Ruby Red RAL 3003
<input type="checkbox"/> Terra Brown RAL 8028	<input type="checkbox"/> Nut Brown RAL 8011	<input type="checkbox"/> Light Ivory RAL 1015	<input type="checkbox"/> Pure White RAL 9010

Wood effects

<input type="checkbox"/> Golden Oak	<input type="checkbox"/> Rosewood	<input type="checkbox"/> Night Oak	<input type="checkbox"/> Winchester
-------------------------------------	-----------------------------------	------------------------------------	-------------------------------------

Handle Options

All doors come with a Stainless Steel lever handle as standard.

- ☐ Black Powder Coated Lever Handle



- ☐ 3-Point Hook Locking & CarTeck Lever Handle



Stainless Steel 'D' Handles



☐ 1500mm ☐ 1200mm


Full details and finishes on page 13.

Polyurethane Windows


Horizontal




Square Type 1




Square Type 2



Rhombus Mullion



Rectangle 1



Rectangle 2



Rectangle 3



Cross Mullion



Type A



Vertical



Rectangle 1



Cross Mullion



Rhombus Mullion



The images above show popular window combinations. If you'd like alternative window configuration, just ask! **For full details on windows, see pages 28 - 29.**

Aluminium Windows




Zeta ø280



Alpha



The images above show popular aluminium windows from our Bling collection of extra special windows and decals. **See the full Bling range on pages 30 - 31.**



CarTeck Insulated Side Hinged Traditional


CarTeck Side Hinged Traditional
Standard Ribbed Vertical




Mock leading is available in natural lead grey (as standard) black or white (on request).



Door Split



1/2 and 1/2 split



Asymmetric

On asymmetrically split doors the maximum leaf width for the large leaf is 1524mm

Leading

All doors have natural lead grey mock leaded-effect decoration as standard but are also available in a plain design.



CarTeck Side Hinged Traditional
Centre Ribbed Vertical



CarTeck Side Hinged Traditional
Solid Ribbed Vertical



Featuring
3-Point Hook
Locking &
CarTeck Lever
Handle
Pg.13

A note about colour

Where doors are exposed to direct sunlight, dark colours should be avoided.

RAL/BS references for colours are provided as a guide only to the nearest similar RAL/BS colour. Colours will not match to other RAL/BS finishes due to different coating processes, gloss levels, substrates and textures. Similarly, special RAL, BS, wood effects or other colours will not be a precise match.

Colours shown are limited in accuracy by the printing process - samples should always be requested.

Golden Oak & Winchester are laminate finishes. Night Oak & Rosewood have a painted finish.

The mitred door leaf frame and door frame are finished in a matching smooth finish for white, Trend (including Anthracite Textured) and RAL coloured doors. For these Trend colours, a complimentary flat colour is used: Ice Crystal Grey Aluminium (RAL9007), TT9016 Bling White (RAL 9016), Golden Oak (RAL8003), Rosewood (RAL8016) and Night Oak (RAL8014), Winchester (RAL8001) wood design finishes.

If you are matching to other finishes, particularly wood effects such as Rosewood, Golden Oak, Night Oak or Winchester, always request a sample.

CarTeck Side Hinged Traditional
Standard Ribbed Horizontal




CarTeck Side Hinged Traditional
Centre Ribbed Horizontal



CarTeck Side Hinged Traditional
Solid Ribbed Horizontal



Surface Textures



Smooth



Woodgrain



Stucco



Micro-profiled



Doors can also be coloured to any RAL shade

Trend colours

White RAL 9016	TT9016 Bling White with micaceous iron ore particles glitter effect	Ice Crystal Grey Aluminium	White Aluminium RAL 9006
Grey Aluminium RAL 9007	Light Grey RAL 7035	Window Grey RAL 7040	Quartz Grey RAL 7039
Umbr Grey RAL 7022	Slate Grey RAL 7015	Anthracite Grey RAL 7016	Anthracite Textured RAL 7016
TT 703 A special satin metallic effect (grey with micaceous iron ore particles)	Jet Black RAL 9005	Steel Blue RAL 5011	Moss Green RAL 6005
Fir Green RAL 6009	Flame Red RAL 3000	Sepia Brown RAL 8014	Cream RAL 9001

TREND+ colours

Agate Grey RAL 7038	Silver Grey RAL 7001	Pebble Grey RAL 7032	Stone Grey RAL 7030
Mouse Grey RAL 7005	Basalt Grey RAL 7012	Graphite Grey RAL 7024	Granite Grey RAL 7026
Graphite Black RAL 9011	Signal Black RAL 9004	Gentian Blue RAL 5010	Pigeon Blue RAL 5014
Chartwell Green BS 14 C 35	Sage Green RAL 130 60 10	Burgundy RAL 3004	Ruby Red RAL 3003
Terra Brown RAL 8028	Nut Brown RAL 8011	Light Ivory RAL 1015	Pure White RAL 9010

Wood effects

Golden Oak	Rosewood	Night Oak	Winchester
------------	----------	-----------	------------

Handle Options

All doors come with a Stainless Steel lever handle as standard.

Black Powder Coated Lever Handle



3-Point Hook Locking & CarTeck Lever Handle
Full details and finishes on page 13.



TECKENTRUP
DOOR SOLUTIONS

CarTeck Insulated Side Hinged Toplight

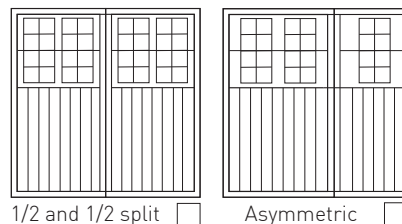
Mock leading is available in natural lead grey (as standard) black or white (on request). Each window unit is 370mm wide x 680mm high.



CarTeck Side Hinged Toplight
Standard Ribbed Vertical



Door Split



Leading

All doors have natural lead grey mock leaded-effect decoration as standard but are also available in a plain design.



CarTeck Side Hinged Toplight
Centre Ribbed Vertical



CarTeck Side Hinged Toplight
Solid Ribbed Vertical



Featuring
3-Point Hook
Locking &
CarTeck Lever
Handle
Pg.13

A note about colour

Where doors are exposed to direct sunlight, dark colours should be avoided.

RAL/BS references for colours are provided as a guide only to the nearest similar RAL/BS colour. Colours will not match to other RAL/BS finishes due to different coating processes, gloss levels, substrates and textures. Similarly, special RAL, BS, wood effects or other colours will not be a precise match.

Colours shown are limited in accuracy by the printing process - samples should always be requested.

Golden Oak & Winchester are laminate finishes. Night Oak & Rosewood have a painted finish.

The mitred door leaf frame and door frame are finished in a matching smooth finish for white, Trend (including Anthracite Textured) and RAL coloured doors. For these Trend colours, a complimentary flat colour is used: Ice Crystal Grey Aluminium (RAL9007), TT9016 Bling White (RAL 9016), Golden Oak (RAL8003), Rosewood (RAL8016) and Night Oak (RAL8014), Winchester (RAL8001) wood design finishes.

If you are matching to other finishes, particularly wood effects such as Rosewood, Golden Oak, Night Oak or Winchester, always request a sample.

CarTeck Side Hinged Toplight
Standard Ribbed Horizontal



CarTeck Side Hinged Toplight
Centre Ribbed Horizontal



CarTeck Side Hinged Toplight
Solid Ribbed Horizontal



Surface Textures



Smooth



Woodgrain



Stucco



Micro-profiled



Doors can also be coloured to any RAL shade

Trend colours

White RAL 9016	TT9016 Bling White with micaceous iron ore particles glitter effect	Ice Crystal Grey Aluminium	White Aluminium RAL 9006
Grey Aluminium RAL 9007	Light Grey RAL 7035	Window Grey RAL 7040	Quartz Grey RAL 7039
Umbr Grey RAL 7022	Slate Grey RAL 7015	Anthracite Grey RAL 7016	Anthracite Textured RAL 7016
TT 703 A special satin metallic effect (grey with micaceous iron ore particles)	Jet Black RAL 9005	Steel Blue RAL 5011	Moss Green RAL 6005
Fir Green RAL 6009	Flame Red RAL 3000	Sepia Brown RAL 8014	Cream RAL 9001

TREND+ colours

Agate Grey RAL 7038	Silver Grey RAL 7001	Pebble Grey RAL 7032	Stone Grey RAL 7030
Mouse Grey RAL 7005	Basalt Grey RAL 7012	Graphite Grey RAL 7024	Granite Grey RAL 7026
Graphite Black RAL 9011	Signal Black RAL 9004	Gentian Blue RAL 5010	Pigeon Blue RAL 5014
Chartwell Green BS 14 C 35	Sage Green RAL 130 60 10	Burgundy RAL 3004	Ruby Red RAL 3003
Terra Brown RAL 8028	Nut Brown RAL 8011	Light Ivory RAL 1015	Pure White RAL 9010

Wood effects

Golden Oak	Rosewood	Night Oak	Winchester
------------	----------	-----------	------------

Handle Options

All doors come with a Stainless Steel lever handle as standard.

Black Powder Coated Lever Handle



3-Point Hook Locking & CarTeck Lever Handle
Full details and finishes on page 13.



TECKENTRUP
DOOR SOLUTIONS

Make the most of light

Window Options

Scratch-resistant Polymer double glazed windows in attractive designs allow natural light into your garage.

Each style is available with clear, frosted or satin glazing. The window units are fitted with a polyurethane frame that is coloured to match or compliment the panel colour of the door. For Aluminium windows, see next page.

Glazing Styles



Frosted*




Clear



Satin*



*The exterior pane is Frosted/Satin and the interior pane is Clear.



Mock leading is available on Type A and GSA/Traditional windows in natural lead grey (as standard) black or white (on request).



Centre Ribbed Horizontal -Smooth White with Type A Windows

Polymer Window Options



☐ Rectangle Type 1
610mm x 270mm



☐ Rectangle Type 2*
680mm x 210mm



☐ Rectangle Type 3*
980mm x 140mm



☐ Cross Mullion
610mm x 270mm



☐ Rhombus Mullion
610mm x 270mm




☐ Square Type 1*
270mm x 270mm



☐ Square Type 2*
270mm x 270mm



☐ Type A* - with plain or mock leading-effect
680mm x 370mm



☐ GSA / Traditional - width dependent on door leaf. Mock Leaded-Effect



☐ GSA / Traditional - width dependent on door leaf. Plain

*Available on standard ribbed, Centre ribbed and solid profile doors only.



Solid Vertical - Smooth Custom Colour with Alpha Square Aluminium Windows (see next page) & 1500mm Stainless Steel 'D' Handles



Solid Horizontal - Smooth Anthracite Grey with Square Type 1 Windows

A note about colour

Window frames are coloured to be similar to the door panel. Selected Trend colours & wood design windows are finished in a complementary flat colour for Golden Oak (RAL8003), Rosewood (RAL8016), Night Oak (RAL8014), Winchester (RAL8001), Textured Anthracite (RAL7016), Ice Crystal Grey Aluminium (RAL9007) and TT9016 Bling White (RAL 9016). The surrounds on aluminium GSA window sections are finished in a smooth finish.

Window frame colour shade and surface lustre will show a variance from the panel finish as the base material and coating methods are different.



Standard Ribbed Vertical - Smooth Custom Colour with Cross Mullion Windows



Asymmetric Horizontal GSA - Black with Satin GSA Vision Panels to All Sections

Teckentrup Bling!

Bling Windows



Aluminium Windows

High-grade aluminium window units add natural daylight with a contemporary twist. Windows are constructed with an aluminium casement and polymer glazing unit.

Glazing Styles



Satin



Clear



Versus
900mm x 1000mm



☐ Athena
406mm x 203mm



☐ Sigma
610mm x 200mm



☐ Kappa
*1860mm x 180mm

*Minimum over frame height for Kappa windows used vertically on side hinged doors: 2010mm



☐ Gamma
534mm x 344mm



☐ Zeta
ø280mm



☐ Alpha
280mm x 280mm

The images here show the most popular window combinations. If you'd like alternative window configuration, just ask!

Teckentrup Bling!

Design Accents



Decals

High-grade alunox decals are factory bonded to your door for added visual appeal. Each decal can be positioned to suit your sense of design, however, popular arrangements are shown here.



☐ Writing
100mm/200mm



☐ Access 1
431mm x 40mm



☐ Access 2
430mm x 40mm



☐ Access 6
70mm x 70mm



☐ Access 7
150mm x 150mm



☐ Access 8
194 mm x 194 mm




☐ Access 3
215mm x 40mm



☐ Access 4
400mm x 86mm



☐ Access 5
180mm x 180mm



☐ Access 9
436mm x 40mm



☐ Access 10
431mm x 13mm

The images here show the most popular combinations. If you'd like alternative configuration, just ask!

CarTeck Colours

Colour your world

Over the next 4 pages, see all the colours available on CarTeck garage doors.

The options are endless

Don't forget! Doors can also be coloured to any RAL shade.



A note about colour

Where doors are exposed to direct sunlight, dark colours should be avoided.

RAL/BS references for colours are provided as a guide only to the nearest similar RAL/BS colour. Colours will not match to other RAL/BS finishes due to different coating processes, gloss levels, substrates and textures. Similarly, special RAL, BS, wood effects or other colours will not be a precise match.

Colours shown are limited in accuracy by the printing process - samples should always be requested.

Golden Oak & Winchester are laminate finishes. Night Oak & Rosewood have a painted finish.

If you are matching to other finishes, particularly wood effects such as Rosewood, Golden Oak, Night Oak or Winchester, always request a sample.

Sectional Garage Doors

Wood Design frame legs, headers & 3D profiles in Night Oak & Rosewood are finished in a complimentary painted wood effect finish but will not match precisely. Golden Oak & Winchester are finished in a flat colour RAL 8014. TT9016 Bling White frame legs, headers & 3D profiles are finished in RAL 9016.


All frame legs, headers & 3D profiles are available in smooth finish only.

Side Hinged Garage Doors

The mitred door leaf frame and door frame are finished in a matching smooth finish for white, Trend (including Anthracite Textured) and RAL coloured doors. For these Trend colours, a complimentary flat colour is used: Ice Crystal Grey Aluminium (RAL9007), TT9016 Bling White (RAL 9016), Golden Oak (RAL8003), Rosewood (RAL8016) and Night Oak (RAL8014), Winchester (RAL8001) wood design finishes.

Trend:


White (RAL 9016)



Grey Aluminium (RAL 9007)

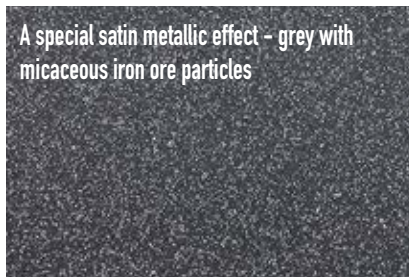


Umbra Grey (RAL 7022)



TT 703

A special satin metallic effect - grey with micaceous iron ore particles

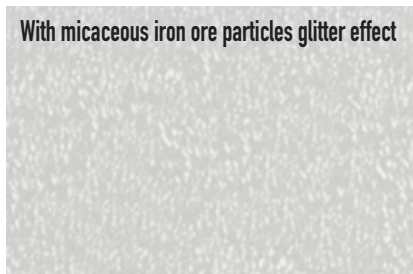


Fir Green (RAL 6009)




TT9016 Bling White

With micaceous iron ore particles glitter effect




Ice Crystal Grey Aluminium



White Aluminium (RAL 9006)




Light Grey (RAL 7035)



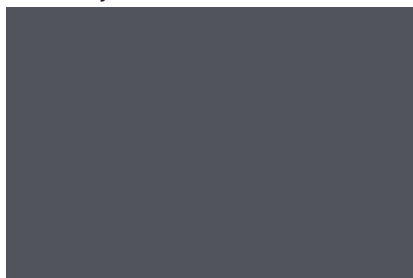
Window Grey (RAL 7040)



Quartz Grey (RAL 7039)



Slate Grey (RAL 7015)



Anthracite Grey (RAL 7016)



Anthracite Textured (RAL 7016)



Jet Black (RAL 9005)



Steel Blue (RAL 5011)



Moss Green (RAL 6005)




Flame Red (RAL 3000)



Sepia Brown (RAL 8014)




Cream (RAL 9001)



TREND+:

Agate Grey (RAL 7038)



Silver Grey (RAL 7001)



Pebble Grey (RAL 7032)




Mouse Grey (RAL 7005)



Basalt Grey (RAL 7012)



Graphite Grey (RAL 7024)



Graphite Black (RAL 9011)



Signal Black (RAL 9004)



Gentian Blue (RAL 5010)



Chartwell Green (BS 14 C 35)




Sage Green (RAL 130 60 10)




Burgundy (RAL 3004)




Terra Brown (RAL 8028)



Nut Brown (RAL 8011)



Light Ivory (RAL 1015)



Stone Grey (RAL 7030)



Granite Grey (RAL 7026)




Pigeon Blue (RAL 5014)



Ruby Red (RAL 3003)




Pure White (RAL 9010)



Wood effects:

Golden Oak



Rosewood



Night Oak



Winchester



The options are endless

Don't forget! Doors can also be coloured to any RAL shade.

A note about colour

For notes on colour, please see page 32.



Teckentrup is a family business with operations throughout the world. In the UK, we make our garage doors in Warrington, Cheshire. CarTeck is available through a national network of independent Garage Door Specialist installers.

Teckentrup offers more than garage doors...
We provide solutions and have set three quality standards for our garage doors:

Design. Security. Service.



September 2025

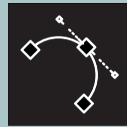
Teckentrup UK Limited, Units 2-4 Opus 9 Industrial Estate,
Woburn Road, Winwick Quay, Warrington WA2 8UE

t: 01925 924 050

f: 08701 314 843

e: sales@teckentrup.co.uk

TECKENTRUP
DOOR SOLUTIONS



Design

We combine ease of use with aesthetics

Good design uses innovative technology to make using a product intuitive and effortless. CarTeck garage doors offer a wide range of design options that will transform the look of your home and the way you use your garage space.



Safety & Security

We combine security with safety

Our products are designed to provide peace of mind with both physical security and the knowledge that durability and safe operation are inherent.



Service

We combine speed with reliability

The Teckentrup team and our network of Garage Door Specialists installers love to make your new door a pleasure to own. From planning to installation. You'll always receive expert advice and the best service for installation, maintenance and aftercare.

Quality & Environment

Teckentrup operates to quality procedures audited to ISO 9001. We care about the environment too - this is why our products are certified in accordance with the Environmental Product Declaration (EPD).



ISO 14001 Environmental Management

ISO 50001 Energy Management



WWW.TECKENTRUP.CO.UK